

PRODUCT: QUANTITY: ITEM #:

## Designed Smart

### Dependable Heat for Your Warming Needs!

- APW Wyott Warming Shelves are designed to hold all potentially hazardous foods at required NSF temperatures.
- Unique rope heat system provides uniform heat to your food.
- Designed to provide a rapid heat start-up to bring temperatures up to 212° degrees.

### Excellent for all Serving Occasions!

- Ideal for server-to-customer pass-through areas, cafeteria, and buffet lines.
- Provided in 5 different lengths for your specific serving requirements.
- Built with 1/2" rubber feet to prevent the unit from sliding while on the serving line.

### Easy to Clean!

- Stainless steel surfaces wash off easier and withstand repeated abuse.



MODEL WS-3 WARMING SHELF



MODEL WS-5 WARMING SHELF

## Built Solid

### Most Durable Warming Shelves

- Stainless steel construction resists corrosion and wear & tear from incremental handling in serving areas.

### Reliability backed by APW Wyott's Warranty

- All APW Wyott warming shelves are backed by a 1-year limited warranty and 1-year on-site labor warranty.
- Certified by the following agencies:



## APW Wyott Design Features

- All stainless steel construction.
- Infinite temperature control knob on operator side.
- Six foot cord and plug set.
- 1/2" natural rubber feet.

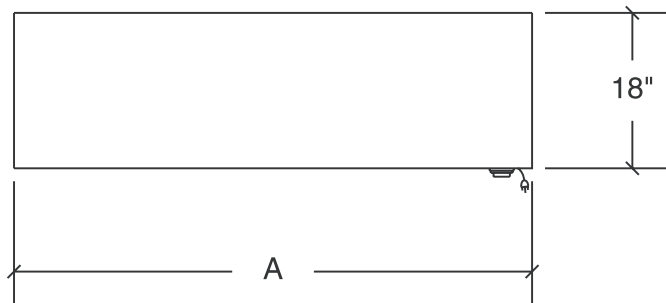
See reverse side for product specifications.

PRODUCT:

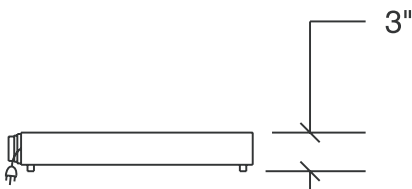

QUANTITY:

ITEM #:

## Warming Shelf



A	
WS-2	24"
WS-3	36"
WS-4	48"
WS-5	60"
WS-6	72"



## PRODUCT SPECIFICATIONS

### Construction:

Stainless steel construction, 1/2" rubber feet.

### Electrical Information:

120V units come with 6' cord and NEMA 5-15P plug.  
220V units come with 6' cord and EURO plug (CE unit).  
208/240V units come with 6' cord and NEMA 6-15P plug.

### Electrical Specifications:

WS-2: 120V, 200W, 60 Hz, 1.7 Amps  
208V, 200W, 1.0 Amps  
220V, 200W, 0.9 Amps  
240V, 200W, 0.8 Amps

WS-3: 120V, 300W, 60 Hz, 2.5 Amps  
208V, 300W, 1.4 Amps  
220V, 300W, 1.3 Amps  
240V, 300W, 1.2 Amps

WS-4: 120V, 400W, 60 Hz, 3.3 Amps  
208V, 400W, 1.9 Amps  
220V, 400W, 1.8 Amps  
240V, 400W, 1.7 Amps

WS-5: 120V, 500W, 60 Hz, 4.2 Amps  
208V, 500W, 2.4 Amps  
220V, 500W, 2.2 Amps  
240V, 500W, 2.1 Amps

WS-6: 120V, 600W, 60 Hz, 5.0 Amps  
208V, 600W, 2.9 Amps  
220V, 600W, 2.7 Amps  
240V, 600W, 2.5 Amps

### Overall Dimensions:

WS-2: 2 3/8"H x 18"W x 24"L  
(60 cm x 45.7 cm x 61.0 cm)

WS-3: 2 3/8"H x 18"W x 36"L  
(60 cm x 45.7 cm x 91.4 cm)

WS-4: 2 3/8"H x 18"W x 48"L  
(60 cm x 45.7 cm x 121.9 cm)

WS-5: 2 3/8"H x 18"W x 60"L  
(60 cm x 45.7 cm x 152.4 cm)

WS-6: 2 3/8"H x 18"W x 72"L  
(60 cm x 45.7 cm x 182.9 cm)

### Shipping:

WS-2: 27 lbs (12.3 kg)      WS-5: 56 lbs (25.5 kg)  
WS-3: 40 lbs (18.2 kg)      WS-6: 70 lbs (31.8 kg)  
WS-4: 50 lbs (22.7 kg)

F.O.B. Cheyenne, WY 82007

\*APW Wyott reserves the right to modify specifications or discontinue models without incurring obligation.